
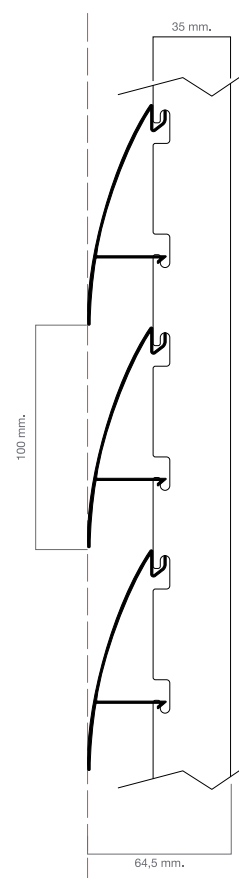
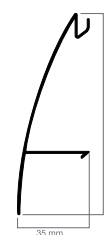
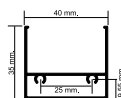


BRISE SOLEIL FIXE MODÈLE C



Support double



CARACTERISTIQUES TECHNIQUES

Brise Soleil fixe "C"

	Aluminium (P.C.)
N° de lames par ml.	10
Poids m ²	7,05 kg.
Largeur maximum en mm.*	1500

*Du centre à centre du support.